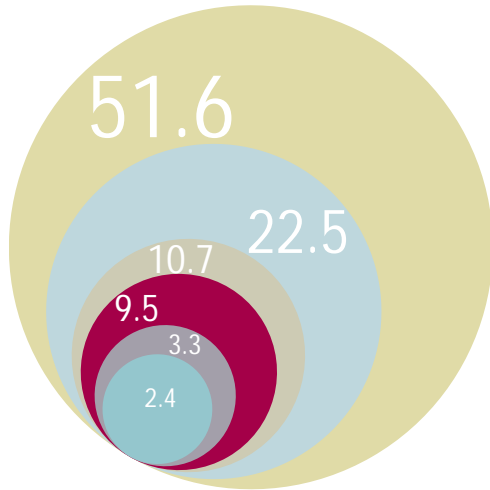
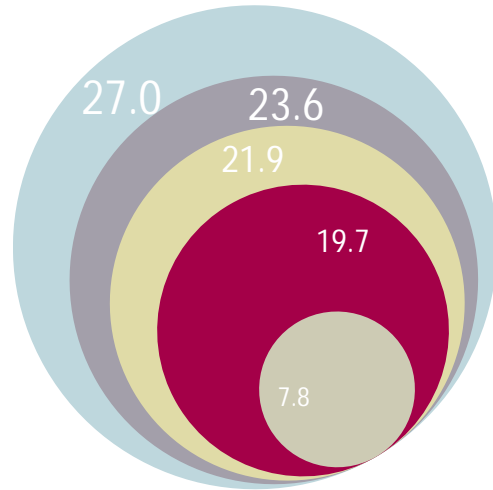


# 2002 PERFORMANCE

## MANUFACTURING INVESTMENT COMMITMENT 2002 FIXED ASSETS INVESTMENTS (FAI)

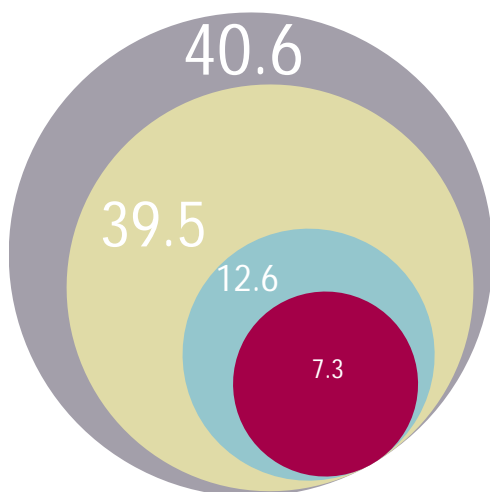


BY CLUSTER	%
Electronics	51.6
Chemicals	22.5
Precision Engineering	10.7
Biomedicals	9.5
Transport	3.3
General Manufacturing Industries	2.4

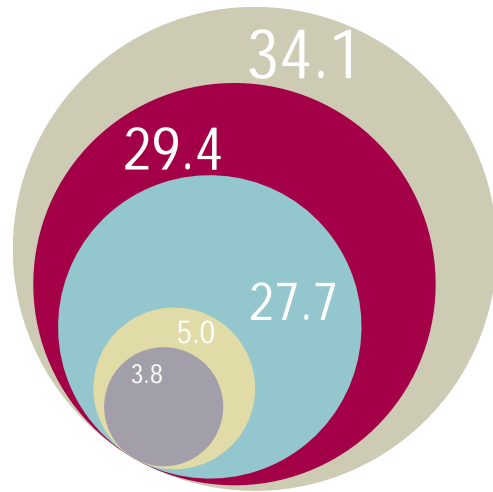


BY REGION	%
United States	27.0
Europe	23.6
Singapore	21.9
Japan	19.7
Others	7.8

## SERVICES MANUFACTURING COMMITMENT 2002 TOTAL BUSINESS SPENDING (TBS)



BY CLUSTER	%
Infocomms & Media	40.6
Headquarters & Business Services	39.5
Logistics/Supply Chain Management	12.6
Education & Healthcare	7.3



BY REGION	%
Europe	34.1
Singapore	29.4
United States	27.7
Others	5.0
Japan	3.8